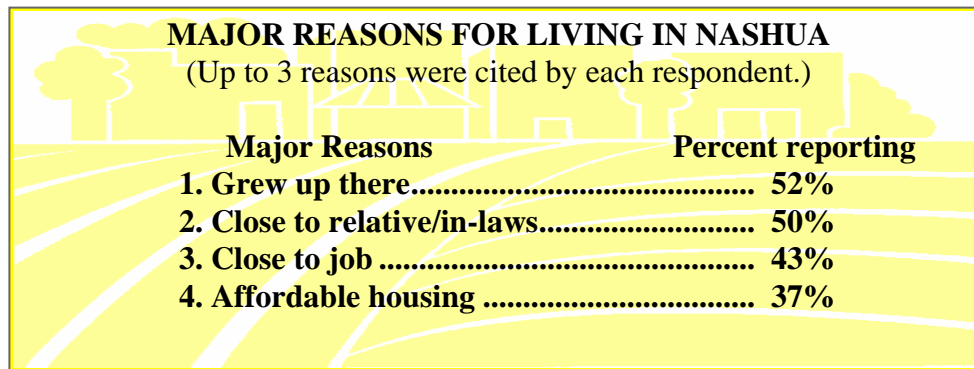


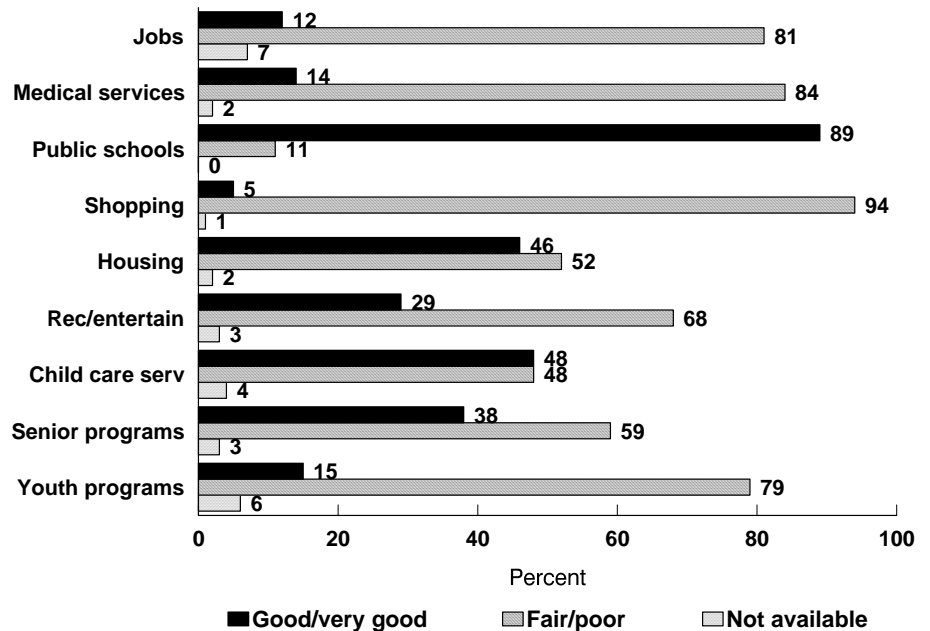
RESIDENTS OF NASHUA SPEAK OUT

During July 1994, you were one of 15,000 households asked to participate in a statewide survey. The purpose of this survey was to identify the problems and opportunities facing Iowa's rural communities. The households asked to take part in the study were randomly selected from telephone directories of 100 Iowa communities (150 households per directory). Selection of communities was also random where one community with 500-10,000 residents was selected from each of Iowa's 99 counties. (Because of its geographic size, two communities were included for Pottawattamie County, one from West and another from East Pottawattamie.) Of the 15,000 questionnaires mailed out, 10,798 (or 72%) were completed and returned. Below are highlights of the results as reported by Nashua's 117 survey participants.



RATING SERVICES AND FACILITIES AVAILABLE IN NASHUA

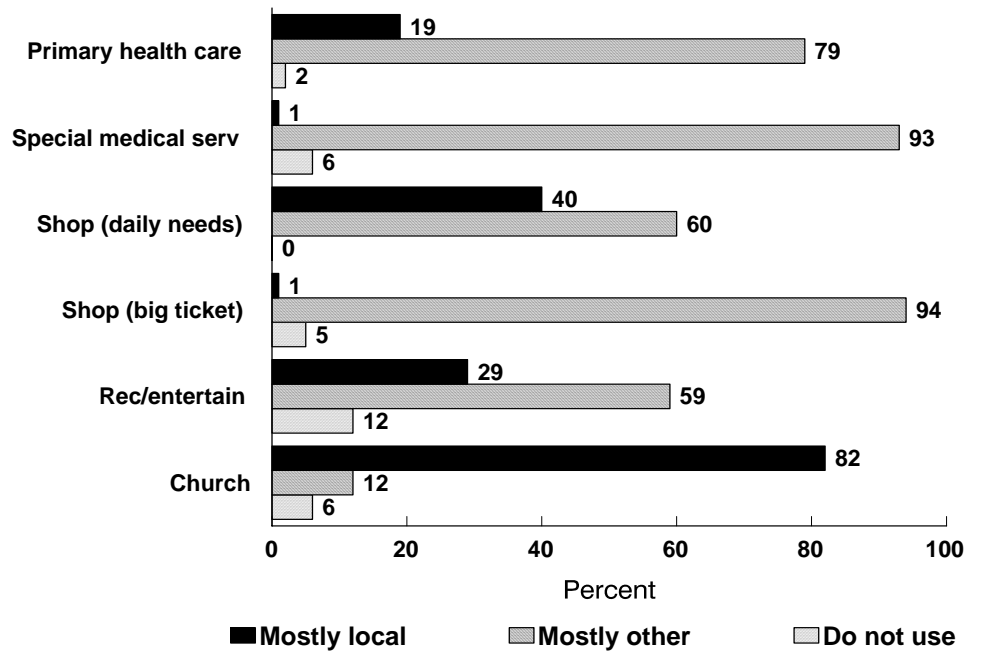
Nine local services and facilities were listed on the questionnaire along with the instructions to rate each as "very good," "good," "fair," "poor," or "not available." Of the 117 respondents from Nashua, half or more gave public schools a rating of either good or very good. But jobs, medical services, shopping, housing, recreation/entertainment, and senior citizen and youth programs were rated no better than fair by at least half of the people. All services were indicated as being available by at least half of the respondents in Nashua.



This report was prepared through the **Rural Development Initiative** Project, funded by the College of Agriculture, Iowa State University, Ames, IA.

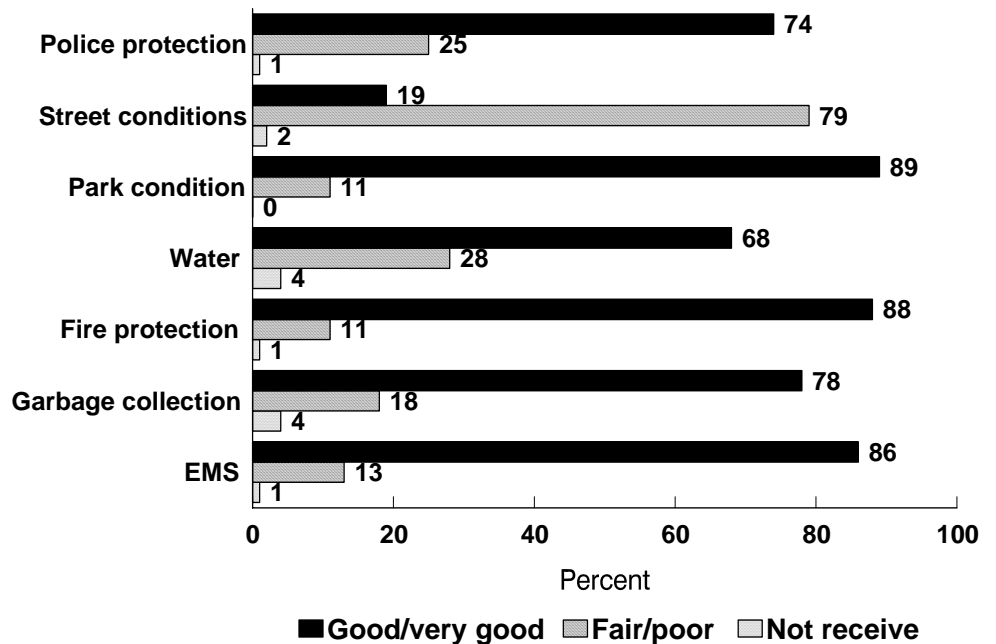
LOCAL PURCHASING PATTERNS

For a variety of reasons, many residents of Iowa’s smaller towns rely on neighboring cities for services. Based on returned questionnaires, Nashua residents follow this pattern. At least three-fourths of the people reported leaving Nashua for primary and specialized health care, shopping for “big ticket” items. In fact, church was the only service where at least half of the people reported remaining in Nashua.



RATING GOVERNMENT SERVICES

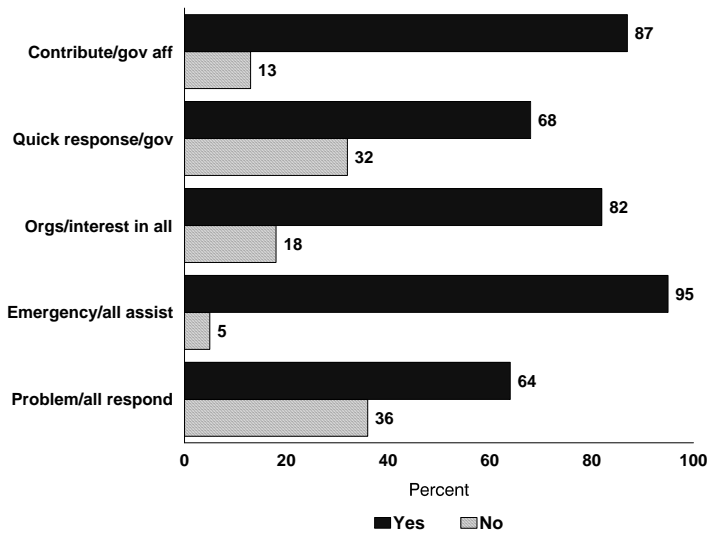
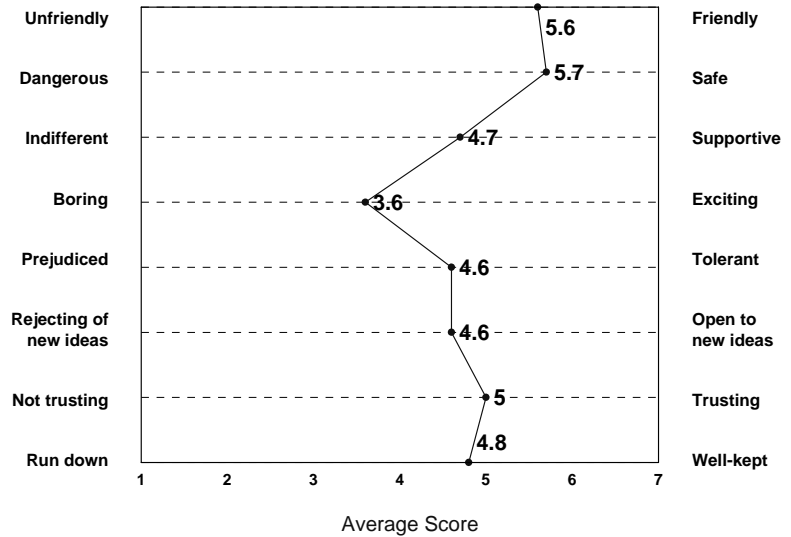
Seven services normally provided through local governments were included with the instructions to rate each as “very good,” “good,” “fair,” or “poor.” Park conditions was rated highest with 89 percent giving it a positive (very good or good) rating. Over half of the individuals also rated police and fire protection, water, garbage collection, and emergency response service (EMS) positively, while street conditions received a lower rating (fair or poor) by a majority of the respondents.



FRIENDLINESS AND EVIDENCE OF COMMUNITY SUPPORT

In spite of the frequently publicized economic problems recently experienced by many of Iowa's smaller communities, reference often is made of their favorable social climates. However, no information to date has been available to determine the extent to which Iowa's rural communities do in fact possess favorable social environments. Accordingly, questions were included in the survey asking residents to evaluate various social attributes of their communities.

Of the eight attributes evaluated on a 7-point scale, Nashua residents assigned the highest rating to the safety of Nashua, followed closely by the friendliness of its residents. The lowest rating was given to the amount of excitement offered.



office would respond in regards to a complaint and when something needs to get done the whole community gets behind it where 32 percent and 36 percent, respectively, of the respondents reported dissatisfaction in these areas.

1=lowest 7=highest

According to survey respondents, Nashua's responsiveness to personal and community problems is generally quite favorable. Most everyone agreed that in the case of an emergency all residents would help. At least three-fourths also felt that all are allowed to contribute to local governmental affairs and that organizations are interested in what is best for all residents. If any concern was noted about how Nashua responds to problems, it pertained to how quickly a city

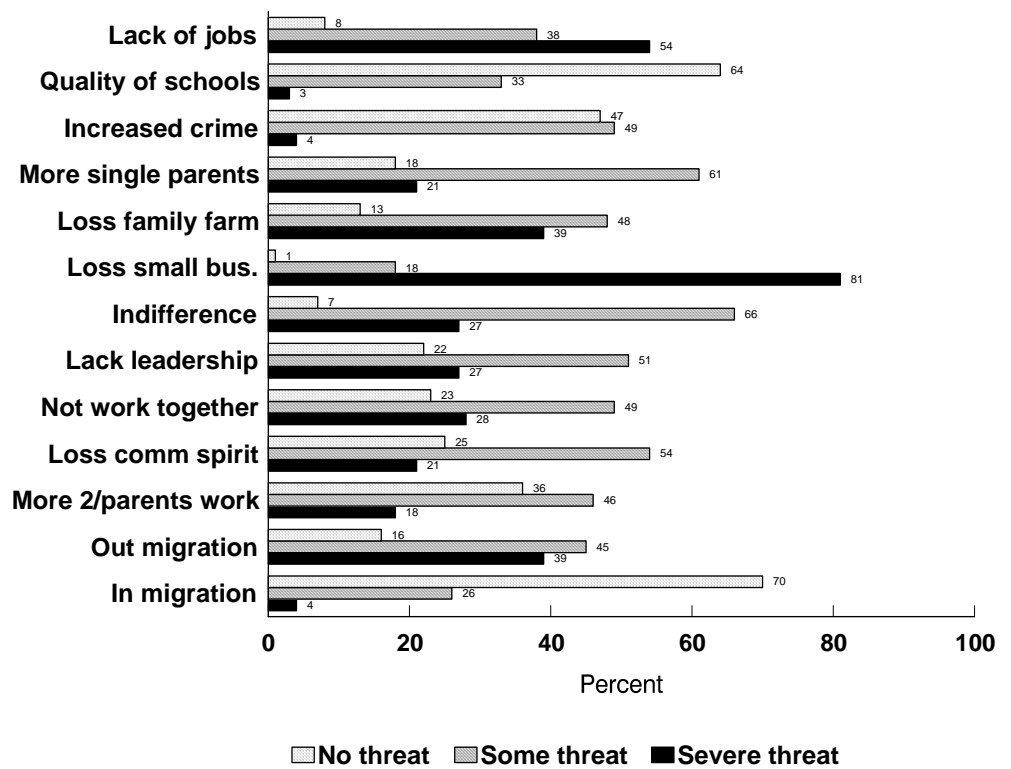
INTEREST AND PARTICIPATION IN NASHUA ACTIVITIES

Over three-fourths of Nashua's resident are interested in being informed of community activities. Yet only about 45 percent reported having participated over the past year in any community improvement project. When asked to describe their level of involvement in local community improvement activities and events, 43 percent indicated being very or somewhat active.

Ties with other local residents often are an indication of their commitment to the community. In Nashua's case, 62 percent of the respondents indicated knowing the name of half or more of the adult residents. Also, 54 percent indicated that half or more of their close personal friends live in Nashua. As for their adult relatives and in-laws, 36 percent indicated that half or more of them live in Nashua.

PERCEIVED COMMUNITY THREATS

The future of Iowa's rural communities will probably depend on whether or not important trends will continue over the course of the next few years. In the case of Nashua, at least half of the residents see lack of jobs and loss of small businesses as conditions that pose serious threats to the future of the community. Loss of family farms and people moving out of the community, were considered serious threats by at least one-third of Nashua residents. Minimal concern was expressed with quality of schools and people moving into the community.



OVERALL COMMUNITY ATTACHMENT

How important is it for Nashua residents to feel a part of this community? When asked this question, 91 percent responded that it was important for them to feel a part of the community. When asked whether they feel "at home" in Nashua, 96 percent said that they did. Furthermore 85 percent indicated they would be sorry to move away from Nashua. In spite of the community concerns as indicated in the previous charts, the majority of residents see Nashua as their home and are reluctant to move away from the community.

Prepared by Terry Besser, Jan Flora, Paul Lasley, and Vern Ryan, Department of Sociology, Iowa State University. For further information about this report, contact Clair Hein, Black Hawk County Extension Office, 3420 University Avenue, Suite B, Waterloo, IA 50701; Tele (319) 234-6811; Fax (319) 234-5581; x1hein@exnet.iastate.edu. For information on other reports in the RDI series, contact Terry Besser, 303 East Hall, Iowa State University, Ames, IA 50011; Tele (515) 294-6508; Fax (515) 294-2303; x1tbesse@exnet.iastate.edu.